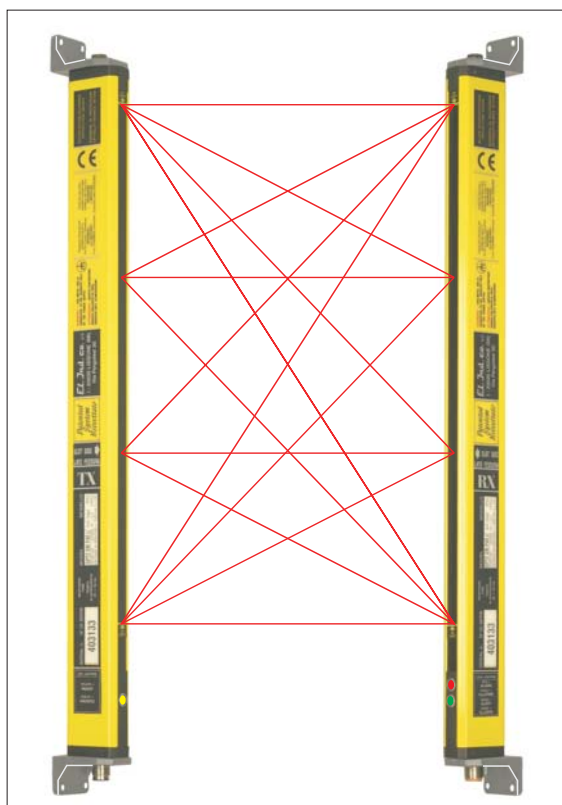


OPT3 SMC P240

Safety Light Curtain TYPE 2 - SIL 2 SILCL 2 PL d
Safety Light Curtain TYPE 4* - SIL 3* SILCL 3 PL e



Resolution 240 mm - body

Protected Height 480 ÷ 1920 mm

Range HP ÷ 30 meters

Output 2 switches - ON/OFF

Directives 2006/42/EC - 2004/108/EC - 2006/95/EC

Standards CEI-EN 61496/1 - CEI-CLC/TS 61496-2

Certificate N.0068/ETI - MAC/001-2010 Rev.2

Safety Light Curtain Type2 (*) with the following functions :

Start/Restart : automatic restart of the logic state of the device after an intervention and at its powering on (Standard Model)

SRS/EDM : SRS = start restart automatic /manual after an intervention and at its powering on + EDM (External Device Monitoring) choosing the option SRS/EDM

Test Input

It is supplied in series with a connector output M12 and with orientable support brackets (SMO)

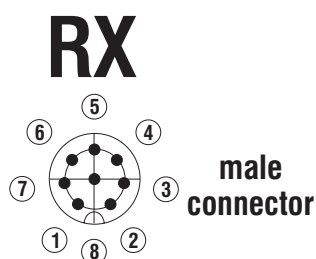
(*) Upgrading to **TYPE 4** through a control unit BOX2/4 which implements the following functions :

- **Outputs** - 2 switches 5A/250V (mobile concatenated relays)
- **EDM** (External Device Monitoring)
- **Led Diagnostic** for failures signalling and detection
- **Contact AUX (Auxiliary) NC** normally closed

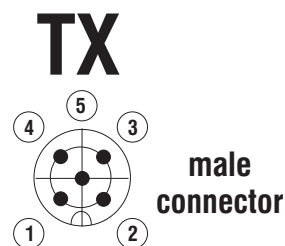
PROTECTED AREAS HEIGHT

Product Code	Protected Height HP mm	Total Height H mm	Response time ms	Number of controlled rays
OPT3-SMC-P240-0480	480	645	15	2x2
OPT3-SMC-P240-0960	960	1125	18	3x3
OPT3-SMC-P240-1440	1440	1605	20	4x4
OPT3-SMC-P240-1920	1920	2085	23	5x5

Safety Category	TYPE 2 - SIL 2 SILCL 2 PL d / TIPO 4* - SIL 3* SILCL 3 PL e
Power Supply	24Vdc \pm 10%
Absorption TX Unit	80 mA max
Absorption RX Unit	70 mA max
Output	2 switches SW1 - SW2 (ON/OFF) free from potential 1Adc/ac @ 40Vdc/ac
Output Protection	Short circuit and overcharge through self restoring fuses. After an overcharge or shortcircuit it is necessary to power off and wait some seconds before the normal working restart
LED Signallings	TX Unit - Yellow Led = Power Supply RX Unit - Green Led = Active Protection - Red Led = Alarm - Orange Led ON = Manual Operation - Orange Led blinking = Waiting for RESTART - Orange Led OFF = Automatic Operation <div style="display: inline-block; vertical-align: middle; font-size: 0.8em; margin-left: 10px;"> } present only with the OPTION SRS/EDM </div>
Housing	Polished aluminium RAL1021
Housing Section	22 x 36 mm
Protection Degree	IP54 (option IP67 - IP69K)
Working Temperature	0 / +55 °C
RX Connection	Connector M12 female 8 poles shielded - lenght 10 meters
TX Connection	Connector M12 female 5 poles shielded - lenght 10 meters
Fixing	SMO (orientable support brackets)

CONNECTION ELECTRIC DIAGRAM (Standard Model)


- 1) White = N.C.
- 2) Brown = + 24Vdc
- 3) Green = SW1
- 4) Yellow = SW2
- 5) Grey =
- 6) Pink =
- 7) Blue = —
- 8) Red = N.C.
- Shield =



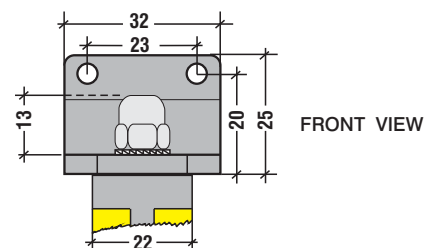
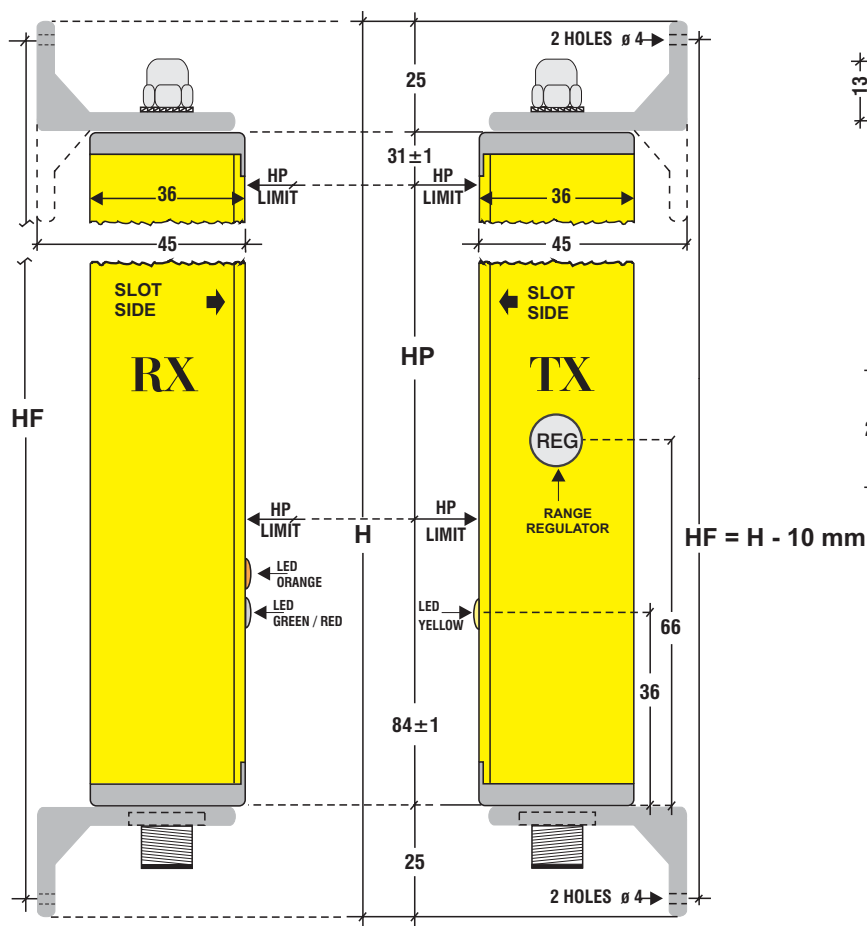
- 1) Brown = + 24Vdc
- 2) White = TEST INPUT
- 3) Blue = —
- 4) Black = TEST INPUT
- 5) Grey = N.C.
- Shield =

TEST INPUT = Connect the 2 threads, white and black is simulated the interruption of the curtain test the correct opening of the outputs SW1 - SW2 of the receiving unit

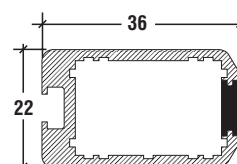
⁽¹⁾Leave close if not used

page 3/4

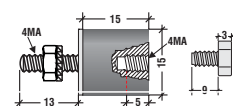
SIDE VIEW



FRONT VIEW



HOUSING SECTION



SUPPEL70 = Elastic supports antivibrating sliding on all the lenght (OPTIONS)

OPTIONS (°°)

SRS / EDM	Start Restart automatic/manual + EDM (External Device Monitoring)
OUTPUT CABLE	Output with direct cable lenght 5 meters
SUPPEL 70	Supports for the direct mounting of the profile (not orientable)
CB60 IP67	IP67 protection
CB60 IP69K	IP69K protection

ACCESSORIES

COD 5	Cable TX M12 - 5 poles shielded 10 meters included in the supply
COD 8	Cable RX M12 - 8 poles shielded 10 meters included in the supply
BOX 2/4 (*)	External control unit for TYPE 4 upgrading
BOX-MUT	External control unit for neutralization - MUTING
SPV100	Mirrors at V for enclosures
SPV100 PLUS	Mirrors at V UNBREAKABLE for enclosures

HOW TO ORDER

Product Code	Distance	Mounting	OPTIONS (°°)	Maximum Range between TX and RX
OPT3-SMC-P240-0480	-	- SMO	-	NR = HP ... 6 meters MR = 6 ... 16 meters HR = 16 ... 30 meters

Working distance in mm.

To be indicated on the order. The Light Curtain will be supplied pre-calibrated for an **immediate adjustment**

Example : OPT3 SMC-P240-0480 - 1000 - NR - SMO - SRS/EDM

Via Pergolesi 30 - 20851 LISSONE (MB) - www.elindco.it

DECEMBER 2012